

Capital Market Report 06 March 2026

Foreigners Sold R11.9B for the week ended. They Sold R2040's, R213's, and R2033's and Bought R2032's, R2030's, and R214's. AGRI03 was the weakest performer, giving away 375bps over its benchmark. CLN627 and CLN773 were the strongest performers this week, giving away 57bps and 75bps, respectively.

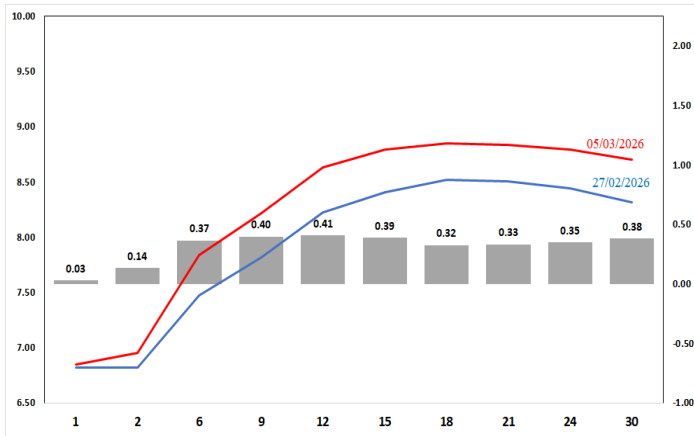
WEEKLY NON-RES STATS

BOND	PURCHASES	SALES	NETT
R187	111,000,000	14,333,333	96,666,667
R188	21,000,000	1,141,031,666	-1,120,031,666
R2,030	10,901,585,793	9,355,231,778	1,546,354,015
R213	898,031,307	3,708,427,641	-2,810,396,334
R2,032	9,883,107,000	7,287,977,000	2,595,130,000
R2,033	337,100,000	2,609,079,000	-2,271,979,000
R2,035	5,848,819,858	5,102,065,205	746,754,653
R209	1,105,454,000	2,038,045,000	-932,591,000
R2,037	2,915,505,108	4,301,833,311	-1,386,328,203
R2,038	500,200,000	1,250,741,000	-750,541,000
R2,039	593,025,415	1,106,005,000	-512,979,585
R2,040	3,572,281,182	6,695,458,328	-3,123,177,146
R214	958,539,000	208,835,000	749,704,000
R2,042	134,280,000	1,843,300,000	-1,709,020,000
R2,044	5,746,557,000	6,970,050,983	-1,223,493,983
R2,048	6,519,931,026	8,336,694,022	-1,816,762,996
TOTAL	50,046,416,689	61,969,108,267	-11,922,691,578

CORPORATE SPREADS

BOND	COMPANION	COMPANIONS	CURRENT	PRIOR	CHANGE
AGRI03	30/09/2028	JIBAR	375	0	375
HWAY35	31/07/2035	R209	35	34	1
FRB36	14/09/2028	JIBAR	120	128	-8
AIRL01	30/04/2028	R210	100	110	-10
BPPF51	12/09/2027	JIBAR	71	88	-17
CBL32	31/10/2026	JIBAR	60	80	-20
ABFN68	15/09/2030	JIBAR	74	97	-23
FRJ29S	20/04/2029	JIBAR	64	88	-24
FRJ30G	12/10/2030	JIBAR	74	98	-24
CLN818	31/01/2030	JIBAR	93	127	-34
CLN627	31/07/2034	JIBAR	199	255	-57
CLN773	28/08/2028	JIBAR	62	137	-75

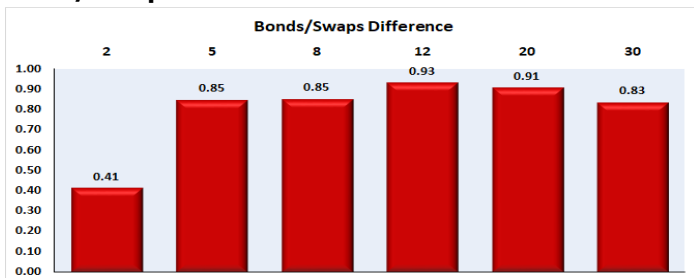
Yield Curve- Week on Week



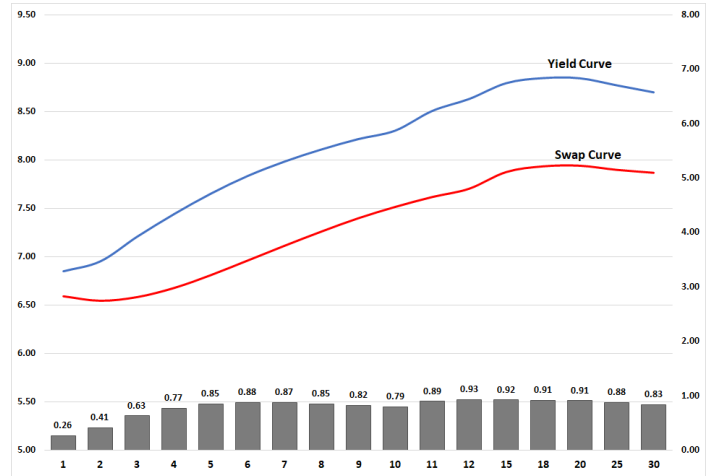
Bond Rates

	Open	High	Low	Close
R 2,040	8.725	9.030	8.580	9.030
R 209	8.305	8.650	8.205	8.650
R 2,030	7.320	7.735	7.260	7.735

Bond/Swap Differences



BONDS and SWAPS - YIELD CURVE



IMPORTANT ECONOMIC INDICATORS

Date	Time	Country	Event	Month	Previous	Consensus	Forecast
10-Mar-26	11:30:00	SA	GDP Growth Rate YoY Q4	Q4	2.10%		1.80%
11-Mar-26	14:30:00	US	Inflation Rate YoY FEB	Feb'26	2.40%		2.40%
12-Mar-26	11:00:00	SA	Current Account Q4	Q4	ZAR-57B		
	11:30:00	SA	Mining Production YoY JAN	Jan'26	2.50%		
	13:00:00	SA	Manufacturing Production YoY JAN	Jan'26	-1.40%		
	14:30:00	US	Initial Jobless Claims MAR/07	Mar'26	213K		217.0K
13-Mar-26	09:00:00	UK	GDP YoY JAN	Jan'26	0.70%		1.20%
	14:30:00	US	GDP Growth Rate QoQ 2nd Est Q4	Q4	4.40%		1.40%

PERFORMANCE

Performance	Total Return		
	MTD	YTD	YoY
ALBI	2.19%	2.19%	25.38%
GOVI	2.18%	2.18%	24.95%
1 to 3 Years	1.29%	1.29%	9.79%
3 to 7 Years	0.75%	0.75%	17.24%
7 to 12 Years	1.48%	1.48%	27.16%
Over 12 Years	3.73%	3.73%	34.72%

AUCTION RESULTS FOR THE WEEK

Government Bond Auction Results			
Bonds	R 2,038	R2,039	R2,044
Amount on Auction (R'm)	1000	1000	1000
Bids Received (R'm)	2495	2570	3985
Bid to Cover	2.50	2.57	3.99
Clearing Yield (%)	8.590	8.667	8.870

Inflation Linked Bond Auction Results (06 March 2026)			
Bonds	I2033	I2043	I2050
Coupon	1.875	5.125	2.500
Amount issued (R'm)	250	135	210
Bids received (R'm)	350	195	520
Bid to Cover	1.400	1.444	2.476
Clearing Yield (%)	3.900	3.920	3.930

AUCTION INVITATION FOR THE UPCOMING WEEK

Government Bond Auction			
Bonds	R 2,037	R 2,044	R 2,053
Coupon(%)	8.500	8.750	11.625
Amount on Offer (R'm)	1000	1000	1000
Inflation Linked Bond Auction			
Bonds	I2033	I2043	I2050
Total Amount (R'm)		1000	